



Koolunga Primary School



PO Box 34, Koolunga SA, 5464
Phone: 08 88466052
Fax: 08 88466025
Email: dl.0212_info@schools.sa.edu.au

Principal: Ronnie Alderman
Ronnie.Alderman979@schools.sa.edu.au
Term 3 Week 2 2 August 2024

Attendance:

If students are absent from School ...please text or ring the school with an explanation. This action supports our Attendance Policy.
Thankyou.

It was great to see so many parent faces at our assembly last Friday, thanks for supporting your child's learning.

KPS Reminders:

Student Personal Logins are attached to your newsletter – please feel free to use these memberships at home to help 'screen time' have an educational feel!

- School library day: Mon
- Mobile library: odd weeks
- Heat up lunch: Mon
- Newsletter: even weeks
- R-3 sharing: weeks 3, 6, 9
- Em's kitchen: starts Wed, week 4

Dear Parents,

Today is Australian Primary Principals Day!!

We are very lucky at KPS to have Ronnie at the helm and when I asked our students what makes Mr Alderman a great leader this is what they had to say:

Makes maths marvellous

Really great camp organiser

Always encourages us to do the hard stuff

Likes making learning fun

Doesn't make people feel uncomfortable

Even though he's Principal, he treats us all fairly

Really loves sports day – he cheers us on loudly

Makes funny jokes and gives us nicknames

Always cooks good barbeques

Never stops making the yard a better place to be

I couldn't agree more and I know the rest of the staff agree! Have an amazing weekend, Cheers, SJ




Government of South Australia
Department for Education

Respect ~ Responsibility ~ Honesty ~ Teamwork ~ Care

Science Circuits



ROOM 2
Science
projects



Throughout Term 2, the room 2 students learnt about circuits, how these work, switches and what are the electricity conductors. We also focused on forces and the different types of forces, e.g friction, contact and applied. Students were then set the task of designing and making a household item or toy which incorporated a force and a circuit. The students really enjoyed this unit of work and despite the challenges faced, they persevered. Thank you to those parents who were able to visit the class and see these inventions at work.

Maths Puzzles to share with the Family.

MATHS PUZZLES

CAN YOU SOLVE THIS IN UNDER A MINUTE?

CALCULATE IT ?

$$\text{Duck} + \text{Duck} + \text{Duck} = 21$$

$$\text{Duck} + \text{Robin} + \text{Robin} = 17$$

$$\text{Robin} + \text{Robin} + \text{Robin} = 18$$

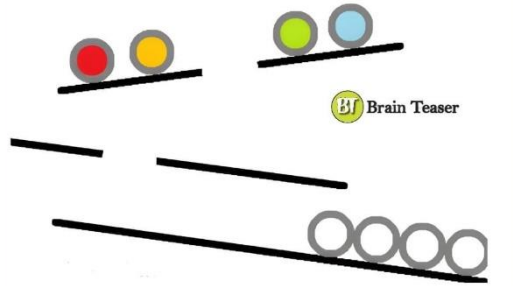
BT Brain Teaser

$$\text{Duck} + \text{Robin} + \text{Robin} + \text{Robin} = ?$$

MATHS PUZZLES

CAN YOU SOLVE THIS IN UNDER A MINUTE?

IN WHAT ORDER WILL THE BALLS LINE UP ?



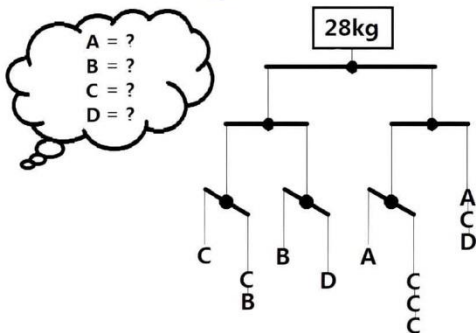
BT Brain Teaser

MATHS PUZZLES

CAN YOU SOLVE THIS IN UNDER A MINUTE?

CALCULATE WEIGHT OF ELEMENTS

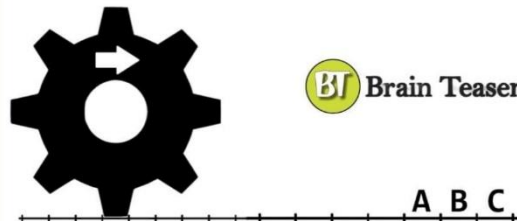
BT Brain Teaser



MATHS PUZZLES

CAN YOU SOLVE THIS IN UNDER A MINUTE?

WHICH LETTER WILL BE CRUSHED ?

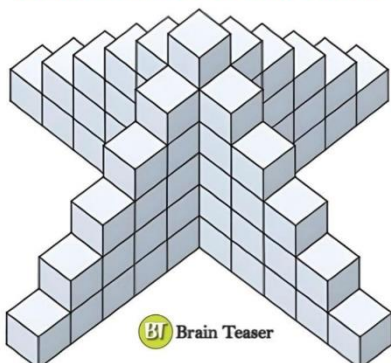


BT Brain Teaser

MATHS PUZZLES

CAN YOU SOLVE THIS IN UNDER A MINUTE?

HOW MANY CUBES ARE THERE?

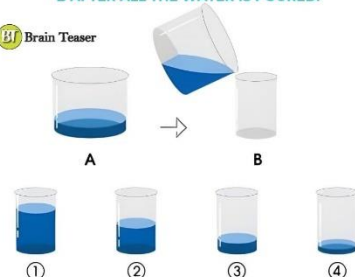


MATHS PUZZLES


CAN YOU SOLVE THIS IN UNDER A MINUTE?

THE WATER IN CONTAINER A IS BEING Poured INTO CONTAINER B. CHOOSE THE PICTURE BELOW THAT SHOWS HOW HIGH THE WATER LEVEL WILL BE IN CONTAINER B AFTER ALL THE WATER IS Poured.

BT Brain Teaser



REFLECTING ON OUR ROOTS, STUDENT CULTURAL MAPS



CULTURAL PERSPECTIVES AT KPS

SHAPING A SHARED FUTURE.

1: How may have meeting places been used by our First Nations people?

OUR THOUGHTS: YEAR 4-6

2: How are they used today?



Respect - Responsibility - Honesty - Teamwork - Care

CULTURAL PERSPECTIVES AT KPS

Student responses to the two previous questions:

1: I think that they had food, dances and fire with logs to sit on.

2: The same way with some groups but it could be different with different groups. Anniece

1: Meeting places are used to discuss issues if there are invaders in the area. How to get them out of their area and for telling stories

2: They are used for meetings and still tell stories in the meeting place. Harry

1: Meeting places could have been used by native people because it's where people make tribes and gatherings, and also as campsites for local tribes as a mark of the different lands. Meeting places had huts and cubbies for houses.

2: Meeting places are used today as towns or villages. Also as sport clubs and houses/buildings, sometimes they can also be used as restaurants. Roman

1: Meeting places were used for talking to each other and other stuff like planning or to do something around the fire.

2: Today they use them for like meeting people, planning and talking about what they need to work on or do something to help or fix something. Harrison

1: Meeting places would have been used for their symbols to show where a nest or something was or when they were about to go somewhere they would explain where it was and when to go.

2: Meeting places used today would be used for a meeting about a job and how much money each person gets and planning it could also just be someone is buying something and they have to do lots of signatures. Max

1: To speak to family and put it down on a piece of bark with a stick and use the symbol to say come to the meeting place.

2: They use it for family meetings also to sit around and have a fire. Hanna

1: Meeting places might have been used for family meetings or to talk to some people that lived on the land.

2: They are used today for school meetings, family meetings or maybe club meetings. Violet

1: They might be used for announcements and family meetings.

2: For clubs, family, teams, schools, towns. Elsie

When can my child start school?



My child turns 5



5th
birthday

Before 1 May

Between 1 May
and 31 October

After 31 October



Starting
school

Starts school
in term 1
(that year)

Starts school
in term 3
(that year)

Starts school
in term 1
(next year)



Time in
reception

Completes 4 terms
of reception
*(terms 1-4 the year
they start)*

Completes 6 terms
of reception
*(terms 3 and 4 the year
they start, then all 4
terms the next year)*

Completes 4 terms
of reception
*(terms 1-4 the year
they start)*



Starts year 1 (and each year after) in term 1

WELCOME BACK

Welcome back to term 3 ☺

Here are my plans for this term. It's shaping up to be a busy one with sports day, book week, science week, incursions, Adelaide show etc. Pretty sure the weeks will fly by – How did we get to August!!!

As always, for further information or questions you are most welcome to catch me at the gate, send through an email or fire off a text!

My student expectations haven't changed: have a go at every task presented, seek feedback, have another go, ask questions, be creative, use powerful thinking... repeat, repeat, repeat!!!

Term 3, 2024

R-3

English	Persuasive Writing	Language choices, persuasive devices, non-fiction text structures, letter writing
Oral Language	Sharing + Point of View	Free choice weeks: 3, 6 and 9 Weeks 2, 4, 5, 7, 8 – work sharing, persuasive speaking
Tech	Design Tech	Following the design process to create 'decorations' for school beautification – supporting our Science topic
Science	Biological Science	Mushrooms in Schools program - Understanding living and non-living things, investigating growth

4-6

English	Persuasive Writing	Language choices, persuasive devices, non-fiction text structures, letter writing, analysing news reports/media
Tech	Digital Tech	Creative computing and coding using the Scratch program – game design

Other info:

- **School library** day will be **Monday**.
- Premier's Reading Challenge finishes this term.
- **Homework (reading)** continues!! year 4-6 Spelling lists will be added to diaries for your information, ask your child about this, R-3 spelling lists are in their homework books – perhaps give your kids a verbal test occasionally to keep them on their toes!! **Star words and letters**, where required, have been added to homework books for home practice.
- Year 3-6 students are encouraged to take books home at any time if they have unfinished work pieces to complete, it was great to see some students taking the initiative to do this a few times last term.

Cheers, *Sarah-Jane* sarahjane.frances653@schools.sa.edu.au 0417832332

The image shows a digital classroom welcome board. At the top, a purple banner says "Welcome!" with a smiley face. To the left, a pink box titled "Do your:" lists tasks like "Change your reader" and "Homework book in box". Below it, a "Set up your:" box shows a desk and hearts. The main purple box displays "Week 2, Monday" with dates "29-7-24" and icons for "Woodwork", "Heat up lunches", and "Library". On the right, a "How are you feeling today?" pie chart shows 11 green faces, 5 light green, 1 yellow, 1 orange, and 1 red. Below the chart are five smiley face icons. A yellow "Notes..." box contains the text "Welcome To Week 2" and "Frosty this morning!!!".

Have you noticed our new Welcome page in the classroom. It can be found each morning on the Room 1 whiteboard and contains a few reminders and messages to help the students switch into 'school' mode as they arrive in the morning. To support our Wellbeing Strategy we have added the 'How are you feeling today?' section. Each morning the students are encouraged to select the face which best represents their readiness. We discussed the faces and what they may mean. Once the students have made their selection it is up to them to decide if anything needs to happen to move them into their best learning mode (the green faces). The board isn't for staff to investigate any yellow-orange-red faces but for children to recognise their own emotions and strategies they can use to prepare for the day. We shared techniques which might be useful to change our morning from not-ready to green...GO! Ideas shared included:

- Go for a walk around the oval
- Have a drink of water
- Sit quietly on the outdoor chairs
- Have a swing or slide
- Go for a jog
- Take some deep breaths
- Chat with a friend about the weekend
- Have a quick snack
- Read or draw for a few minutes

We are happy for brothers, sisters and caregivers to pop a face on the board to help them prepare for the day ahead too!!

Mushrooms in Schools

We were lucky enough to be selected to receive a mushroom growing kit and program from the Australian Mushroom Growers' Association and we have begun thinking and learning about mushrooms.

We began by surveying the students about their mushroom knowledge and experience. The results showed that mushrooms are not commonly eaten among our families and most students felt they didn't really know if they liked them or not.

We have prepared our growing kit and predicted the outcomes and each Friday the classes complete learning activities about this unusual fungi.

Hopefully in a week or 2 we should see some mushrooms 'pinning' (showing) in our kit and we can begin graphing their growth and planning our recipes for trying them out. We have already noticed that some students have chatted at home about the mushroom program and some families have chosen to buy and try some mushrooms with their children which is great to see. Many students are keen to have a taste and try something new.



Mushroom Tasting!!!

Nearly everyone had a taste!!!!!!



KPS School dress up day:

Wednesday, August 28th, Week 6

Respect - Responsibility - Honesty - Teamwork - Care



Respect - Responsibility - Honesty - Teamwork - Care



CELEBRATING NAIDOC WEEK



Respect - Responsibility - Honesty - Teamwork - Care

Museum Excursion

2nd August

Breaking News



Last term we went on an excursion to the Saddleworth museum and Brinkworth museum. I had chicken schnitzel and we went to the Sevenhill playground the bus driver was Mr Willson and we had ice cream and I had sprinkle on top of it. - Aylah



last term we saw tractor for lunch I had a beef schnitzel At the sevenhill hotel. - Fletcher

last term we got pes from saddleworth museum I saw a little caravan i hab lots ov fun in the cellar my schnitzel anb chips were very yummy.- Tyler

The excursion

Last term we went on a excursion to lern about history. we went to saddleworth and Brinkworth museum we had lunch at sevenhill hotel I had chicen nugets I loved all the horses and saddls and Bridals in the Brinkworth museum and the saddleworth museum ow dryer was mister wilsen We had a book on the way I had lots of fun on the excursion. From Alicia

Museum Excursion

2nd August

Breaking News



Last term we went to Sevenhill hotel. I had a beef schnitzel. I jaiil in the cellar. and we got to go in the cellar - Joseph



Last term we went on an excursion and we got to go to the Saddleworth museum and Brinkworth museum and we got lunch at Sevenhill hotel I got chicken schnitzel for lunch we got icecream for dreit and we got to go to Richardson playground and wen we had lunch we were in the cellar and mr wilston was ar bus griver. - Wesley

On Friday last term we went to the Saddleworth museum and the Brinkworth museum we got to in the small caravan at the at the Brinkworth museum got to play the organ for lunch we went to the Seven hill hotel and got ice cream for desert then we went to the Richardson park and I loved the tall claiming tower. Ella



Last term we (room 1) went to saddleworth museum and there was a lot of old stuff like books, chairs and games. After that we went to Sevenhill playground to have a play. there was stuff like a Zipline, climbing tower and a slide. after the we went on the bus and went to sevenhill hotel. We had to go down in the cellar, there was people walking on top of us and the boards creaked. I ordered spagetii and it was tasty. after that we hopped back on the bus and went to brinkworth museum. In the brinkworth musesum there was old school supplies, pictures of the stuff It was really cool. Then we hopped back on the bus and went back to the school. It was a great day. - Tristan

Koolunga PS Term 3 2024

<u>Week</u>	<u>Monday</u> <u>Date</u>	<u>Mon</u>	<u>Tues</u>	<u>Wed</u>	<u>Thurs</u>	<u>Fri</u>
1	July 22 nd					Every odd wk Mobile Library
2	July 29 th	Governing Council				Every even wk Newsletter
3	August 5 th				Road Safety Presentation	RSPCA Presentation
4	August 12 th	National Science Week				Premier's Be Active Ambassador Visit: Sarah Dally
5	August 19 th					SPORTSDAY @ BRINKWORTH
6	August 26 th			Bookweek Dress Up Day		
7	Sept 2 nd				Pupil Free Day	Adelaide Show Day – School Closure
8	Sept 9 th	Governing Council				
9	Sept 16 th					Rainbow Farm Visit
10	Sept 23 rd					Last Day T3 2.20pm Dismissal