



Koolunga Primary School



PO Box 34, Koolunga SA, 5464
Phone: 08 88466052
Fax: 08 88466025
Email: dl.0212_info@schools.sa.edu.au

Principal: Ronnie Alderman
Ronnie.Alderman979@schools.sa.edu.au
Term 1 Week 7 15 March 2024

Attendance:

If students are absent from School ...please text or ring the school with an explanation.

This action supports our Attendance Policy.

Thankyou.

KPS Reminders:

Monday 11th March
Public Holiday
Adelaide Cup Day

RA – Long Service Leave in
Week 7

Gov Council Mtg + AGM
March 18th @ 7 pm

Dear Parents,

Welcome to Week 7

Gov Council Nominations

Last week the attachment to the Newsletter included nominations for Governing Council for 2024-5.

It's not too late if interested and spare nominations can be found in the office.

When In Clare

Please consider popping into Intersport for your discounted shoes. KPS would love to take some photos of the new shoes and support the acquittal process and expenditure.

Thanks again to FRRR for their continued funding and support.

Term 1 Parent Interviews

In weeks 9- 11 Staff will make contact with parents if they are seeking an Interview.

Alternatively, as you may be time poor, you may email staff and ask for a quick blurb regarding progress, learning and or behaviours in class.

Lisa.meek444@schools.sa.edu.au

sarahjane.frances653@schools.sa.edu.au

Marissa.Lloyd861@schools.sa.edu.au

Ronnie.alderman979@schools.sa.edu.au

Thank you for supporting our site's communication process.




Government of South Australia
Department for Education

Respect ~ Responsibility ~ Honesty ~ Teamwork ~ Care

Parent Learning Tips to improve student Number understanding and Fluency

The Die number	Double the Die	Double Double the Die
0	0	0
1	2	4
2	4	8
3	6	12
4	8	16
5	10	20
6	12	24
7	14	28
8	16	32
9	16	36



Its Fun for the Whole family 😊.

Materials - 1 x 9 sided die or use a 6 sider and reduce the numbers listed on the table

The game board [see example] but can take any shape easily drawn on paper.

How to Play

Roll the die and use a double or a double double to place a counter on that number using one counter at a time.

Take turns.

If you roll a number and cannot use a strategy as there is already a counter on it – Miss a turn

When the game board is completed - count the numbers of counters placed and who ever has the most counters placed upon the board ...WINS.

Then, tell your family Double Double you're in trouble [as it's a pretty cool rhyme !!] .

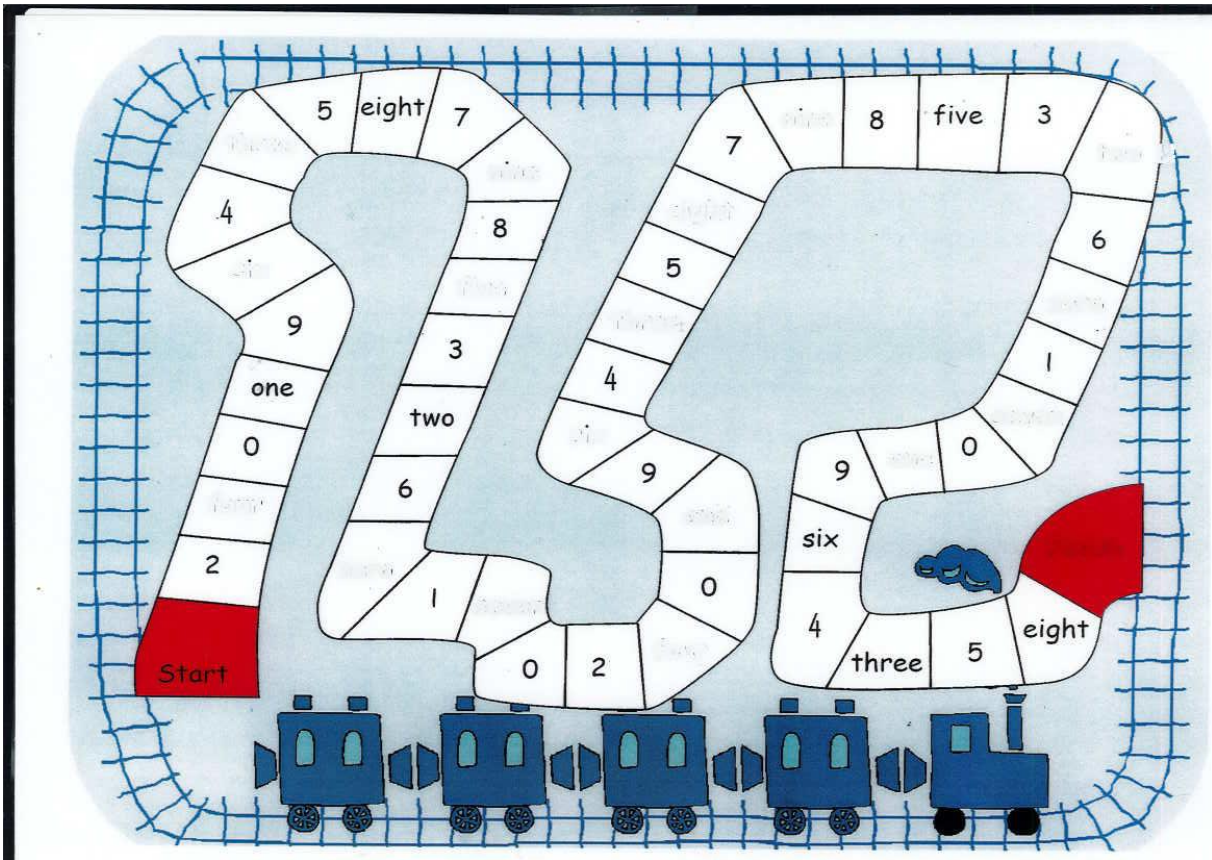
Extension

Increase the number of dice to match the numbers on a game board

Use multiplication strategies to match the numbers on a game board

Remember: if you need dice or counters - please collect them from the front office to support your child's learning and improvement.

Parent Learning Tips to improve student Number understanding and Naming



Number naming and matching for Receptions

Choo, Choo, Let's get on the Tiger Train

Materials - 1 x 9 sided die

How to play

Roll the die and move to the nearest number in words or in numerals.

This is not a counting game ...it's a game to recognise and match numerals to the written number. Hence, players will move counters **back and forward** to land on the nearest number rolled by the die.

Eventually, a players counter will move around the track [backwards and forwards] and when landing on the last 'eight' at the end of the board – a **BIG CHOO CHOO** announces the winner.

Remember: if you need dice or counters - please collect them from the front office to support your child's learning and improvement.

Em's Kitchen Cooking



DON'T WORRY MAN



IT'S NACHO FAULT



KPS Music Update

As you may remember, KPS was successful in winning a \$5000- Grant as part of the DFE Music Strategy.

As a site we have been very careful about our expenditure and have been liaising with Paul Gibson on instruments, resource appropriateness and longevity now that we have secured Paul's services for the majority of the year.

Paul and staff are very excited to partner in this initiative.

Today your child will be bringing home a Ukulele [which I'm told by Parents is better than a Drum Kit, Trumpet or Recorder 😊].

The KPS Rules of the Ukulele

The School Values of **Care, Responsibility and Respect** will be on show in this initiative.

Students will be able to bring their Ukulele home to practice but must bring it back to school on Fridays for Music lessons. If a student forgets their instrument on Fridays – they will enjoy alternative lessons. The school will not ring parents to bring instruments in as this is a student responsibility to be organised.

Paul will be providing You Tube Music Clips to help all students practice - these will be sent to your emails

Damage? What happens then?

Over time, KPS expect the zips on the protective bags to falter or fail however we are not 'playing the bag'. If damage occurs to the Ukulele, there will naturally be a conversation about why and how.

It's important to remember a damaged instrument makes participation extremely difficult and once again the School Values of Care, Responsibility and Respect are practical applications in this scenario.

What does my child get for the remainder of the year?

A Ukulele, a Protective Carry Bag and an Automatic Clip-on Tuner with Charger.

PS: Thanks Hanna Burford for choosing the design and colour of the instrument.



Premiers Be Active Challenge



What is the Premiers Be Active Challenge?

The Premiers Be Active Challenge is about encouraging students to be more active, more often. The Challenge will take place over 4-10 weeks. Participants will be rewarded with a medal if they complete the challenge.

How to Complete the Challenge

The Challenge requires students to complete 60 minutes of vigorous physical activity 5 out of 7 days a week. Some examples of activity include riding a bike, playing chases, sport and sport training, walking to and from school, jumping on the trampoline etc. Physical activity does not need to be completed in one block of 60 minutes; it can be completed over shorter amounts of activity adding up to 60 minutes. The activity will be recorded on the Class Progress Chart, weekly.

Commencing Week 8!!!

Good Luck 😊




It's NAPLAN time and guess what???

We're finished!! (except for a couple of catch-ups) 😊

All NAPLAN students approached the tests with confidence, strong energy and positive strategies. Scrap paper was used to help with working out, procedures were followed carefully and every question was answered!

Thanks so much to Miss Lloyd for taking the rest of the students over the last two days and to the students for organising their equipment and allowing the Nappers to focus and concentrate without interruptions.



Dear Parents,

I'm still hanging around... keep testing, stay vigilant, keep the school informed.

Sincerely yours, C-Bug

Learning at home: Games for families to enhance English understandings

Games are fun so why not use them as a learning opportunity as well. Country people often find themselves in the car – driving to sport, trips to the city, road trip holidays to name a few. Instead of handing the kids a tablet, play some games! No equipment is needed, it encourages both communication and critical thinking and anyone can join in! Here are some easy examples to have a go at, some you'll likely be familiar with but hopefully there are some new ones here for you to have a go at.

Alphabet/Phonics

🗨️ I spy – an oldie but a goodie

👉 Traditional version – I spy something beginning with... (letter name)

👉 Phonics version – I spy something beginning with... (initial sound)

🗨️ Alphabet hunt – find objects beginning with the letters A-Z – can be played competitively as individuals or teams (front v back seats, girls v boys, kids v parents etc).

👉 Objects – sight an object outside the car beginning with A then B etc

👉 Words – find words outside the car (on signs etc) beginning with A then B etc

Vocabulary

🗨️ I spy – again!!!

👉 Adjective version – I spy something... tall, green, spiky, fast, circular, old etc

👉 Clue version – I am thinking of something made of metal and glass, with moving parts = watch

🗨️ I went shopping: take it in turns to 'buy' something at the shop – I went shopping and I bought a... (colour + object e.g. red apple, pack of spiral pasta), take it in turns to repeat the sentence adding your own item to the list – great for memory also.

🗨️ Come camping: the 'host' invites everyone to come camping but they can only bring items which fit a secret rule chosen by the host. It might be a rule based on physical attributes E.g. red things or things made of metal. It might be a rule based on spelling e.g. items beginning with 't'; items containing a double letter; items beginning with letters in a target word 'CLARE'; items with 2 syllable names; verbs. The list of ideas is endless and you'll get better at thinking them up the more you play. The host doesn't share the rule until someone has figured it out. The solver becomes the new host (if your children are young you can continue as host and give the winner a lolly or other 'prize').

🗨️ License plate acronyms – read the letters on license plates and make up the phrase they could stand for. Either just play for fun or decide on a winning rule - funniest, most technical, foods etc (UPJ-356 = ugly pink jaguars, universally protected jellyfish, unset purple jellies

🗨️ Word snake: chose a category e.g. foods, animals etc. Players take it in turns to say an object which fits the category, work together or compete... pause or pass=out.

👉 each one beginning with the last letter of the one before – cat, turtle, elephant, tiger, etc

👉 each one beginning with the next letter of the alphabet – ant, bear, cat, dolphin etc

Scattergories List 1	Scattergories List 2	Scattergories List 3
1. A boy's name	1. Authors	1. School supplies
2. A river	2. Bodies of water	2. Things that are hot
3. An animal	3. A bird	3. Heroes
4. Things that are cold	4. Countries	4. A girl's name
5. Insects	5. Cartoon characters	5. Fears
6. TV Shows	6. Holidays	6. TV Stars
7. Things that grow	7. Things that are square	7. Colours
8. Fruits	8. In the classroom	8. A fish
9. Things that are black	9. Clothing	9. Fruits
10. School subjects	10. A relative	10. Provinces or States
11. Movie titles	11. Games	11. Sports equipment
12. Musical Instruments	12. Sports Stars	12. Tools

Scattergories List 4	Scattergories List 5	Scattergories List 6
1. Breakfast foods	1. Trees	1. Lunch foods
2. Gifts	2. A book	2. Song titles
3. Flowers	3. Things that are red	3. Household chores
4. Ice cream flavours	4. Movie stars	4. Vegetables
5. A drink	5. In the town	5. Things that bother you
6. Toys	6. Arctic things	6. A store
7. Cities	7. Item in the fridge	7. Excuses for being late
8. Things in the kitchen	8. Bad habits	8. Foreign cities
9. Ocean things	9. Things you're afraid of	9. Things that grow
10. Nicknames	10. Restaurants	10. Things in the bedroom
11. Hobbies	11. Things at the beach	11. Things that are yellow
12. Parts of the body	12. Kinds of candy	12. Furniture

Scattergories

Equipment needed:

- Scrap paper and pencil per player

Instructions:

- Select list from above
- Choose a random letter from A-Z for the first round
- Start a timer – about 2 minutes or so – adjust as you go to suit player needs
- Fill in a word to match each category from your chosen list - they must start with the selected letter
- Score a point for every word you have which no-one else has (younger players can be exempt from this rule)
- Be prepared to justify your answer if challenged – house rules may need to be clarified prior to playing!
- Repeat for as many rounds as you like.

Action Verbs

S S M V P E W Y H S E S B V X W K F J J W O F K
 V H L M C X T U H C S X K N I R D W F H S A J S
 H A I Z B H Z X C K H I L Y S J E T R G T Y L Z
 L C S B Q P U B A Q J B K X G M A U P Q A X E K
 Q Z T F O L R U E C Y L D V N K F Q D U N F A Q
 H S E A L A T A T L L S T O E I X Y J I D Z T V
 X T N V C H S H W A I H Z P E E Y H Y U U W S H
 W Y F V F M P U C I I D I R L X Z J M L P F S G
 R L N E I V J D F N P C G D W U E L V R U U J A
 I Q B L Y X K S K H T P C W A W Z R D M P S M S
 T G E D I O Q X I U U U V A R P J O C T P E W J
 E A U T O V T L R R R G Z T C G H Y X I G P R U
 G T F C Y F I E R Z H U E C T H R O W H S D Q M
 S S J N I Z S P S T O K W H K S W G G T T E G P
 H G O L N G Q M K Y Y Z F C T A J O R O K A N G
 G I M N F T R E C E I V E S G W Z V R O P T N O
 U S Y S T T A Q J F Y W W S M Z C R R K G N I S
 A Z V H I B U O W Y P R D R E A D L X O O O K H
 L K F U P T D O E A P Q Y H H F H D L O Z B V O
 I N C R R D D A H E F U H N D N A H E K A H S P
 P L P C L U F O N S B P M R N R E V I G C T I P
 T U L A G R N M W C P S K O J E Y N E A T M O I
 S A L L Y C K M P N E X C V D W R A A H K Q Y N
 P X U L U Q V E Z L E X B Q Q Z C U X N A U N G

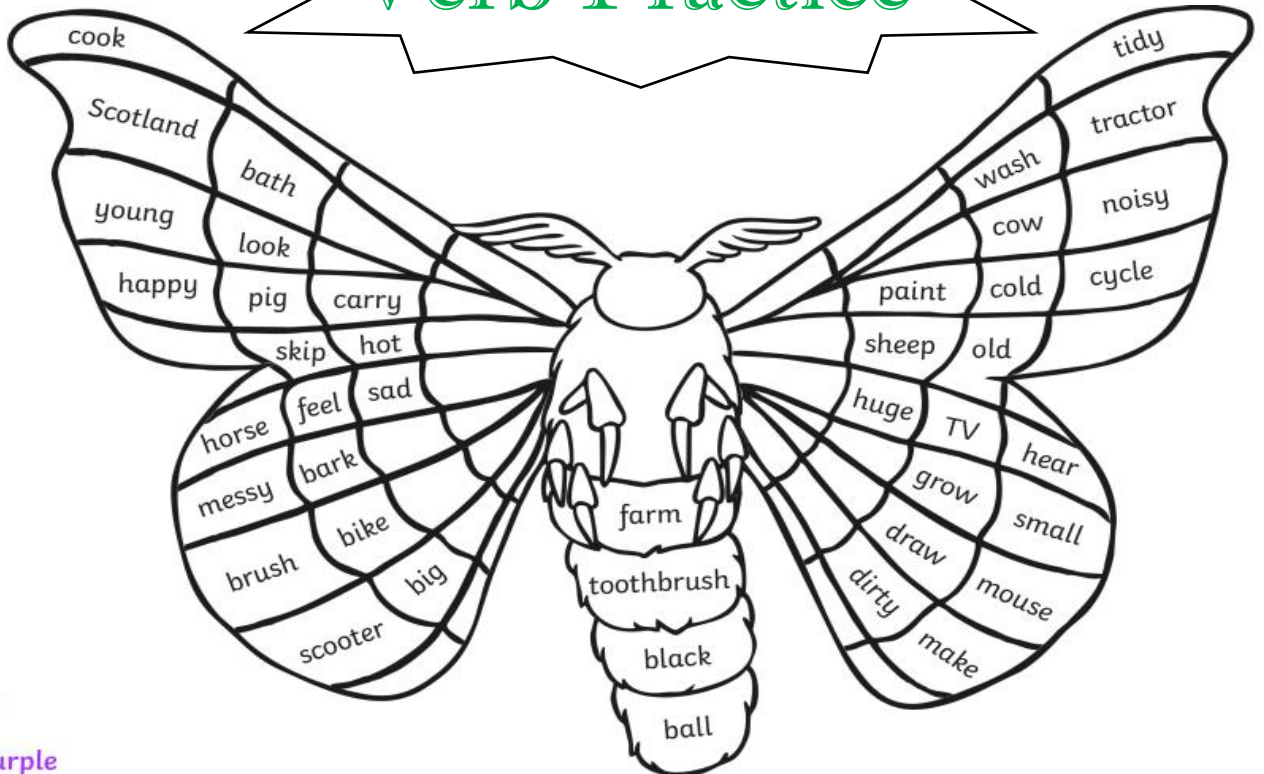
- | | | | | | |
|---------------|-------------|-------------|------------|----------|----------|
| Take pictures | Go shopping | Do exercise | Shake hand | Sit down | Stand up |
| Receive | Listen | Shout | Teach | Catch | Write |
| Study | Drink | Throw | Watch | Dance | Smile |
| Think | Crawl | Laugh | Wash | Call | Lift |
| Clap | Kiss | Give | Jump | Work | Cook |
| Read | Sing | Pull | Push | Walk | Hug |
| Eat | Cry | Run | | | |

COOKING VERBS CROSSWORD PUZZLE !

Look at the numbers on the pictures and write the cooking verbs vocabulary in the crossword puzzle



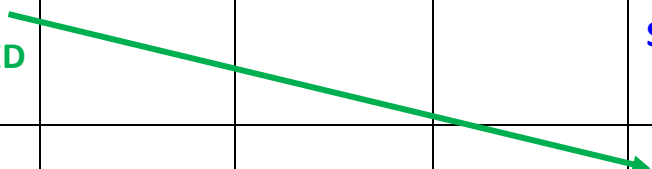
Copyright © 22/10/2017 englishworksheets.com. All rights reserved.

Verb Practice



Verbs = **Yellow**
 Nouns = **Blue**
 Adjectives = **Purple**

Koolunga PS Term 1 2024

Weeks	Dates	Monday	Tuesday	Wednesday 	Thursday	Friday	
1	29 th Jan						
2	5 th Feb	Swimming					
3	12 th Feb	GC Mtg POSTPONED					Swimming Carnival
4	19 th Feb					GC Mtg BBQ	
5	26 th Feb		NAPLAN CPT			Book Sharing	
6	4 th March						
7	11 th March	Adelaide Cup		NAPLAN begins			
8	18 th March	Gov Council AGM + Gen meeting					
9	25 th March	NAPLAN ends				Good Friday	
10	1 st April	Easter Monday					
11	8 th April					Last day Assembly @2pm	